



# TDCJ Risk Management's Training Circular

Volume 15 Issue 9

Risk Management Issues

September 2015



## September Cooler Times



One thing to remember about Texas, is that if you do not like the weather, just wait a minute and it will change. Even though throughout the state temperatures are still some of the hottest of the year, during September it can be expected that cold fronts will begin to move across the state. Addressed here are some concerns about cold weather exposures.



### Dangers of Cold Weather

When fall and winter temperatures drop significantly below normal, staying warm and safe can become a challenge. Extremely cold temperatures often accompany a winter storm, so you may have to cope with power failures and icy roads.

Although staying indoors as much as possible can help reduce the risk of car crashes and falls on the ice, you may also face indoor hazards. Many homes will be too cold - either due to a power failure or because the heating system isn't adequate for the weather. When people must use space heaters and fireplaces to stay warm, the

be affected. To keep yourself and your family safe, you should know how to prevent cold-related health problems and what to do if a cold-weather health emergency arises.

Hypothermia and frostbite are two serious consequences of working outdoors in the winter months. TDCJ has a lot of positions that require employees and offenders to be outdoors, regardless of the temperature or any other weather condition. We cannot stop winter, therefore we need to protect ourselves from the cold by being familiar and prepared. Each year Administrative Directive AD - 10.64 (Temperature Extremes in the TDCJ Workplace) cold weather training is provided to unit staff and offenders by Health Services, with the assistance of Risk Management. Unit Wardens use the wind - chill index located in AD - 10.64 (page 2), local weather/news stations, or the instruments located on the




### Do you know the 5 P's of Cold Weather Preparedness?

- P** - Protect People
- P** - Protect Plants
- P** - Protect Pets
- P** - Protect exposed piping
- P** - Practice fire safety



Exposure to cold temperatures, whether indoors or outside, can cause serious or life-threatening health problems. Infants and the elderly are particularly at risk, but anyone can

unit to determine the safety of cold weather working conditions.



**WIND CHILL INDEX**

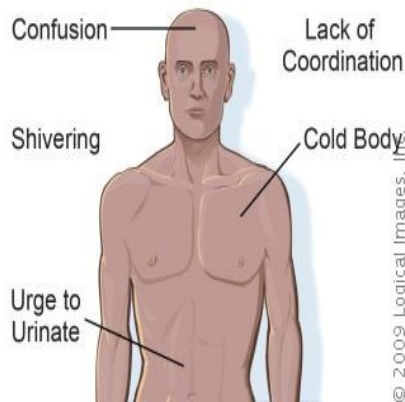
Wind Speed in MPH	ACTUAL THERMOMETER READING (°F)									
	50	40	30	20	10	0	-10	-20	-30	-40
	EQUIVALENT TEMPERATURE (FEELS LIKE) (°F)									
CALM	50	40	30	20	10	0	-10	-20	-30	-40
5	48	37	27	16	6	-5	-15	-26	-36	-47
10	40	28	16	4	-9	-21	-33	-46	-58	-70
15	36	22	9	-5	-18	-36	-45	-58	-72	-85
20	32	18	4	-10	-25	-39	-53	-67	-82	-96
25	30	16	0	-15	-29	-44	-59	-74	-88	-104
30	28	13	-2	-18	-33	-48	-63	-79	-94	-109
35	27	11	-4	-20	-35	-49	-67	-82	-98	-113
40	26	10	-6	-21	-37	-53	-69	-85	-100	-116
Over 40 MPH (little added effect)	LITTLE DANGER (for properly clothed person)			INCREASING DANGER (Danger from freezing or exposed flesh)				GREAT DANGER (Danger from freezing or exposed flesh)		

### Understanding Hypothermia

Hypothermia is a dangerous lowering of the body's temperature by exposure to cold or wet conditions. The air temperature doesn't have to be particularly low to cause hypothermia - just being wet and chilled can do the same thing. Low body temperature can affect the brain, making the victim unable to think clearly, therefore a person may not know what is happening and not be able to do anything about it.

### Hypothermia Symptoms:

- Chills, shivering and exhaustion
- Inability to think straight or speak coherently
- Fumbling hands
- Irrational behavior
- Poor coordination
- Loss of consciousness



### Victims of hypothermia are often:

- Newly assigned to a job exposed to cold temperatures
- Elderly people with inadequate food, clothing, or heating.
- People who remain outside for long periods without adequate clothing/blankets.

- People who are wet when exposed to cold weather
- People who drink alcohol and use illicit drugs.

### Hypothermia Treatment

- Remove victim from cold environment and move into warm air environment.



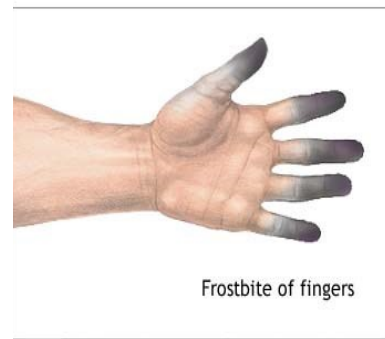
- Remove any wet clothing and insulate the victim with dry, warm blankets or clothing.
- Remove constricting clothing and footwear from injured areas.
- If the victim is conscious, encourage consumption of warm, sweetened drinks.
- If necessary, initiate the "CAB" of life support— restore Circulation, open Airway, and assist breathing.
- If transportation to a medical facility requires travel on foot, **DO NOT** thaw the affected area until the person reaches medical help.

### Frostbite Treatment

Frostbite is another cold - weather danger. It is an injury which occurs when the body tissue freezes. The fingers, toes, face and ears are the most likely to be damaged. Frostbite makes the skin numb, giving it a white and waxy appearance. If the skin becomes frostbitten, it is better to have it thawed at a hospital by professionals.

**If you cannot get to medical help:**

- Warm the frostbitten area gradually with body heat, tepid water, or blankets.
- **DO NOT** use hot water or direct heat.
- **DO NOT** rub the affected area with your hands because you will do or cause more damage.



### Frostbite Prevention:

- Keep all of your extremities covered. Cover your cheeks in cold or windy conditions.
- Carry spare gloves, mittens, liners and socks in case yours get wet.
- Make sure that gloves and footwear do not fit so tightly that they cut off circulation.
- Check yourself for frostbite by making sure you can move your fingers and toes and that you still have feeling in your face.



### Staff and Offender Care

Staff and offenders who work outside and will be exposed to cold weather conditions for extended periods such as; agriculture, and outside industrial areas, should dress with the necessary clothing to help prevent cold weather exposure. Here are the types of clothing that may be appropriate:

- Thermal underwear
- Insulated jackets
- Cotton gloves
- Insulated hoods
- Leather gloves
- Heavy work shoes
- Socks.

Care shall be taken to prevent perspiration which could soak clothes and compromise the clothing's insulation.



**Remember** layers of clothing shall be removed or added according to the temperature and physical activity.

### Portable Space Heaters:

Colder temperatures often prompt the use of portable space heaters. The National Fire Protection Association (NFPA) 101 Life Safety Code prohibits the


use of portable space heaters in correctional/detention occupancies. Other administrative areas should exercise caution when using space heaters.

Purchase only space heaters that have been safety tested and UL approved. Make sure the unit is equipped with an emergency tip-over shut-off feature and heating element guards. Read and follow all of the manufacturer's instructions for operation and care.

Check to make sure the heater is clean and in good condition, and have all problems professionally repaired.

### Do not overload circuits:

Never use extension cords or multiple plugs with a space heater, and make sure the unit is not plugged into the same circuit as other electric appliances.



### References

- AD-10.64-Temperature Extremes in the TDCJ Workplace
- NFPA 101 Life Safety Code
- Laundry & Necessities Procedures Manual -01.02 Allocation of Necessities



Training Circular  
TDCJ Risk Management Department  
Volume 15 Issue 9  
September 2015

Paul Morales  
Director, Administrative Review and Risk  
Management Division

Carol Monroe  
Deputy Director, Administrative Review and  
Risk Management Division

Thomas Warren  
Manager II  
Risk Management

The *Training Circular*, a publication of the Texas Department of Criminal Justice Risk Management Department, is published monthly in an effort to promote and enhance risk management awareness on issues relating to TDCJ employees. Design and layout of the Training Circular is performed by Thomas Warren, Risk Management. Comments, suggestions and safety related items are welcome. Send Suggestions to:

Thomas Warren  
Risk Management Department  
1060 Hwy 190 East  
Huntsville, Texas 77340  
or,  
thomas.warren@tdcj.texas.gov

All items received become property of the Risk Management Department unless otherwise agreed and are subject to be rewritten for length and clarity. Permission is hereby granted to reprint articles, provided source is cited.