

Texas Department of Criminal Justice  
Quarterly Report – January 1, 2021

# State Agency Energy Savings Program

Electricity

Natural Gas

Transportation Fuel

Water

Executive Order RP-49

January 2021

# TABLE OF CONTENTS

<i>SECTION</i>	<i>TITLE</i>	<i>PAGE No.</i>
I.	Goals	3
II.	Consumption Update	4-8
III.	New Ideas	9
IV.	Plan Implementation Responsibility	10

## **I. Goals**

### **Electricity, Natural Gas and Water:**

The TDCJ has continued with implementation of Executive Order RP-49. Utility and energy consumption reduction remains a high priority of the agency and the TDCJ is committed to the goal of a 2.5% reduction for electricity, natural gas, and water. All TDCJ regions and individual units have been provided quarterly information to track electricity, natural gas, and water consumption, compared to individual targets, and the relationship to the overall agency goal shown on page 4. The current agency consumption updates are provided on pages 5, 6 and 7.

The Regional Utility and Energy Cost/Consumption Reports and the Energy Consumption Reduction Awareness Training Pamphlet are available on the TDCJ Intranet. This allows Regional Directors and Wardens access to review unit costs, consumption data, and ranking reports.

The TDCJ has conducted Preliminary Energy Audits (PEA's) at facilities across the state. The information provided from the PEA's allows the TDCJ to incorporate energy considerations into each design with strategic processes and priorities. The TDCJ can then analyze and evaluate various impacts using the most energy efficient products to provide the best energy cost savings for the State of Texas.

The TDCJ is upgrading with more efficient equipment/systems when the need for replacement arises and when it is cost effective. This includes the upgrade of equipment/systems such as, but not limited to; water heaters, water heating systems, lighting (LED lamps), windows, roofs, pumps, motors, and HVAC systems.

### **Transportation Fuel:**

The TDCJ is committed to achieving the target goal established by the Executive Order RP-49 of an annual 2.5% decrease in transportation fuel consumption. The TDCJ has compiled a consumption comparison report using the data collected in the TDCJ Fleet Management System (VEH). The information is presented in two formats, by division and by type of vehicle. This comparison report is then forwarded to the TDCJ's executive staff to be used as a monitoring tool.

All the TDCJ divisions and employees should adhere to the TDCJ Administrative Directive 02.50 Vehicle Policy. Strict enforcement of the proper uses of state vehicles, bulk fueling stations, and car-pooling could result in additional savings.

The TDCJ will continue to review current policies and procedures on vehicle usage for perimeter patrol, offender transport, escape recovery, and emergency evacuation for potential energy conservation. Any additional areas identified as a potential energy savings will be included in future quarterly reports.

**II. Consumption Update**

# Texas Department of Criminal Justice

## Agency Consumption Targets

### Electricity, Natural Gas and Water

	Metered kWh	Metered MCF	Total Water K Gallons	EL \$/kWh	NG \$/MCF	Water \$/K Gal
<b>FY20</b>	<b>682,652,525</b>	<b>3,513,236</b>	<b>10,549,182</b>	<b>\$0.062</b>	<b>\$3.043</b>	<b>\$3.471</b>
<b>FY19</b>	<b>691,355,026</b>	<b>3,679,916</b>	<b>10,423,823</b>	<b>\$0.062</b>	<b>\$4.082</b>	<b>\$3.361</b>
<b>FY18</b>	<b>700,294,710</b>	<b>3,470,408</b>	<b>10,905,164</b>	<b>\$0.060</b>	<b>\$3.887</b>	<b>\$3.178</b>
	<b>691,434,087</b>	<b>3,554,520</b>	<b>10,626,056</b>	<b>3-Year Averages</b>		
	<b>17,285,852</b>	<b>88,863</b>	<b>265,651</b>	<b>2.5% of Averages</b>		
	<b>665,366,673</b>	<b>3,424,373</b>	<b>10,283,531</b>	<b>Target Consumption</b>		

*Targets = FY20 Totals less 2.5% of averages*

### Transportation Fuel

	Gallons	Average \$/Gallon
<b>FY20</b>	<b>3,884,582</b>	<b>\$1.790</b>
<b>FY19</b>	<b>4,033,160</b>	<b>\$2.830</b>
<b>FY18</b>	<b>4,077,027</b>	<b>\$1.846</b>
	<b>3,998,256</b>	<b>3-Year Average</b>
	<b>99,658</b>	<b>2.5% of Averages</b>
	<b>3,898,598</b>	<b>Target Consumption</b>

*The above price per gallon does not include Federal Tax, but it does include State Tax of \$0.20 per gallon.*

# Texas Department of Criminal Justice

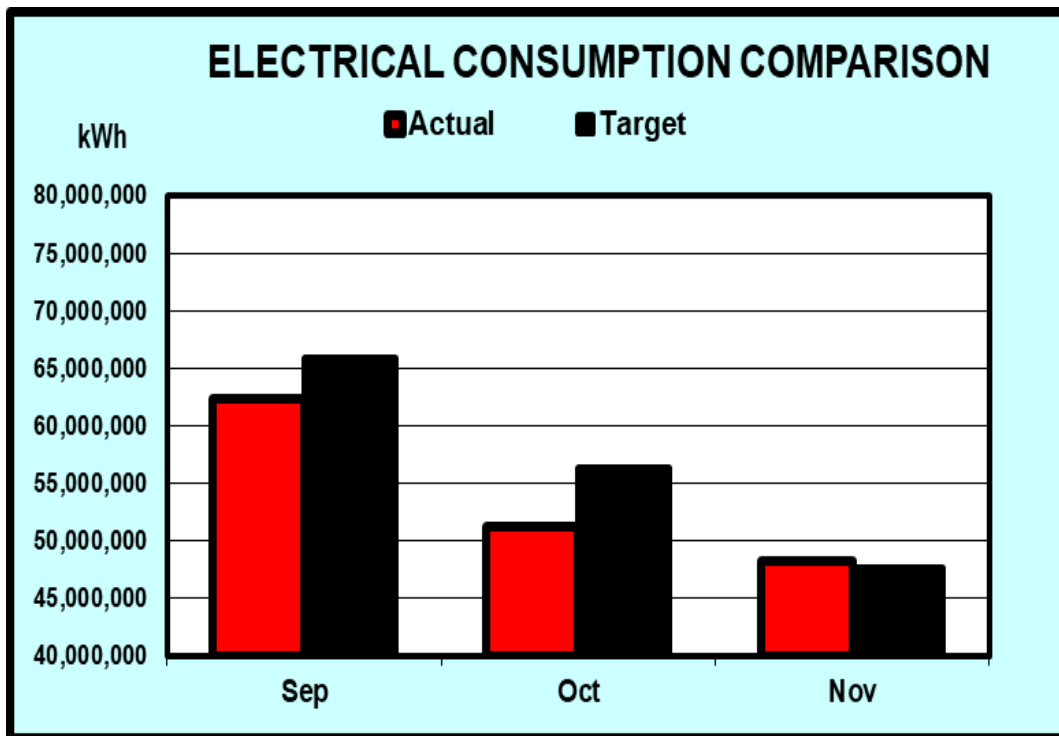
## Electricity Consumption Update

Reporting Period: **September 1, 2020 to November 30, 2020**

<b>ELECTRICITY</b>			
	<b>EL kWh</b>	<b>Targets kWh</b>	<b>Over (Under) Target</b>
<b>Sep</b>	62,290,561	65,949,895	(3,659,333)
<b>Oct</b>	51,276,485	56,369,593	(5,093,108)
<b>Nov</b>	48,287,407	47,688,139	599,268
<b>1st Qtr</b>	<b>161,854,453</b>	<b>170,007,627</b>	<b>(8,153,174)</b>
<b>Totals</b>	<b>161,854,453</b>	<b>170,007,627</b>	<b>(8,153,174)</b>

*1<sup>st</sup> Qtr = 4.80% Below Target*

*November billing not finalized, amounts reflect November FY20.*



# Texas Department of Criminal Justice

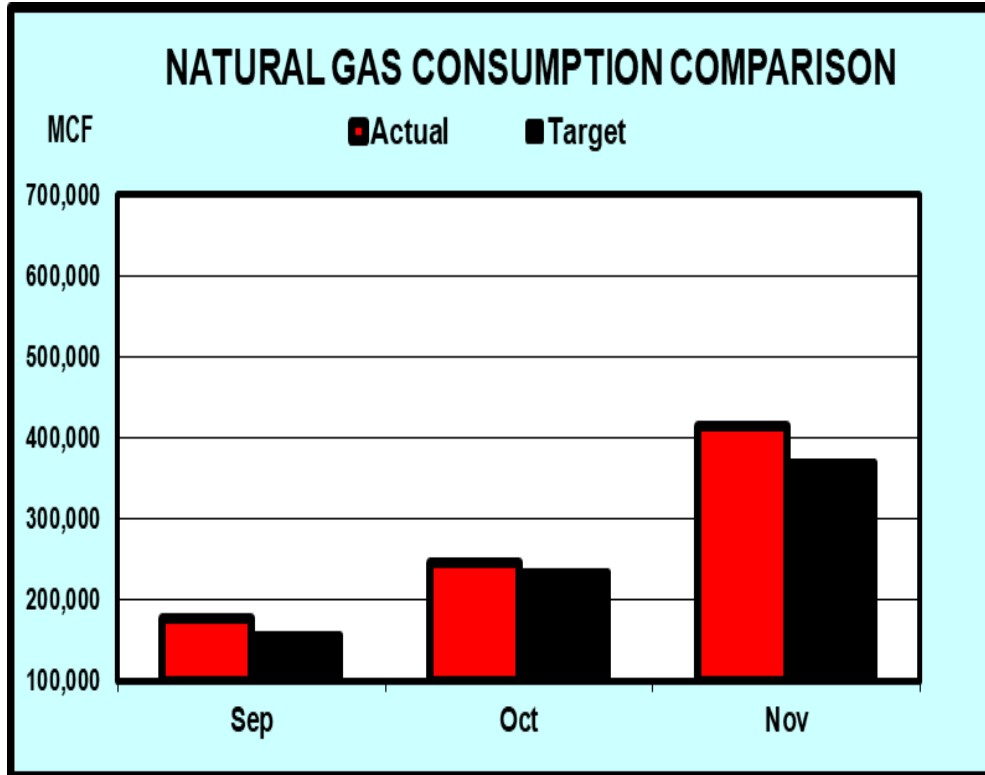
## Natural Gas Consumption Update

Reporting Period: **September 1, 2020 to November 30, 2020**

NATURAL GAS			
	NG MCF	Targets MCF	Over (Under) Target
Sep	176,918	158,048	18,870
Oct	246,810	234,806	12,004
Nov	415,560	370,520	45,040
1st Qtr	839,288	763,374	75,914
Totals	839,288	763,374	75,914

*1<sup>st</sup> Qtr = 9.95% Above Target*

*November billing not finalized, amounts reflect November FY20.*



# Texas Department of Criminal Justice

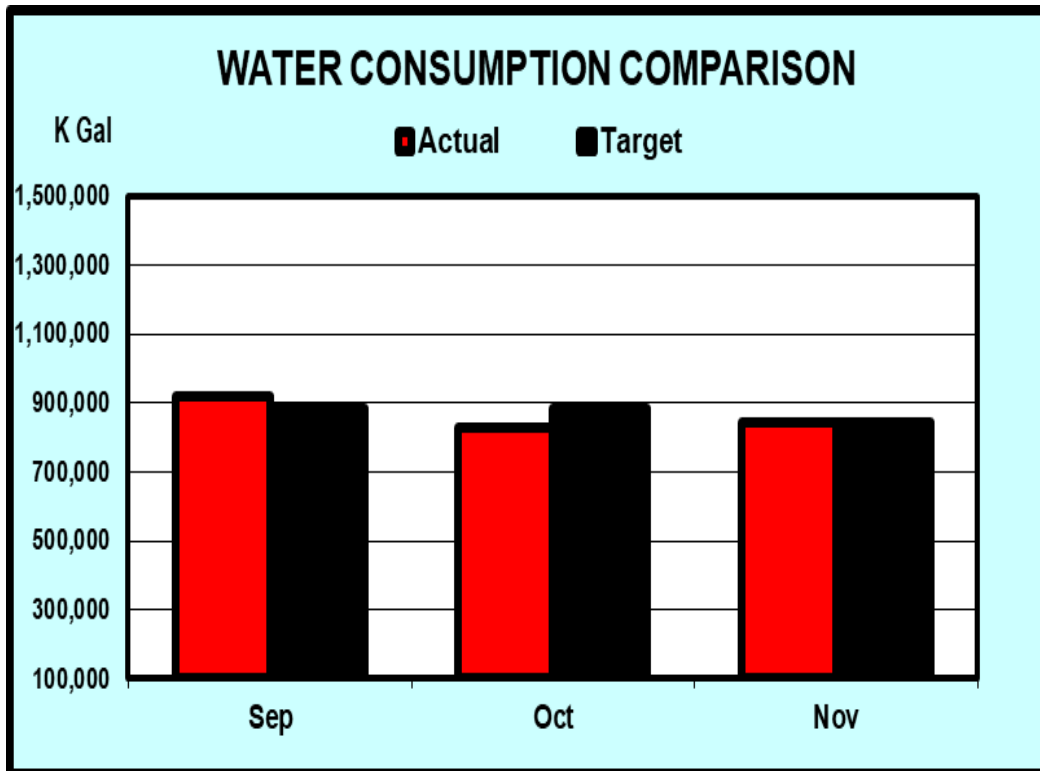
## Water Consumption Update

Reporting Period: **September 1, 2020 to November 30, 2020**

<b>WATER</b>			
	<b>WATER K Gallons</b>	<b>Targets K Gallons</b>	<b>Over (Under) Target</b>
<b>Sep</b>	917,306	882,749	34,557
<b>Oct</b>	826,406	883,831	(57,425)
<b>Nov</b>	845,007	841,438	3,569
<b>1st Qtr</b>	<b>2,588,719</b>	<b>2,608,018</b>	<b>(19,299)</b>
<b>Totals</b>	<b>2,588,719</b>	<b>2,608,018</b>	<b>(19,299)</b>

*1<sup>st</sup> Qtr = .74% Below Target*

*November billing not finalized, amounts reflect November FY20.*



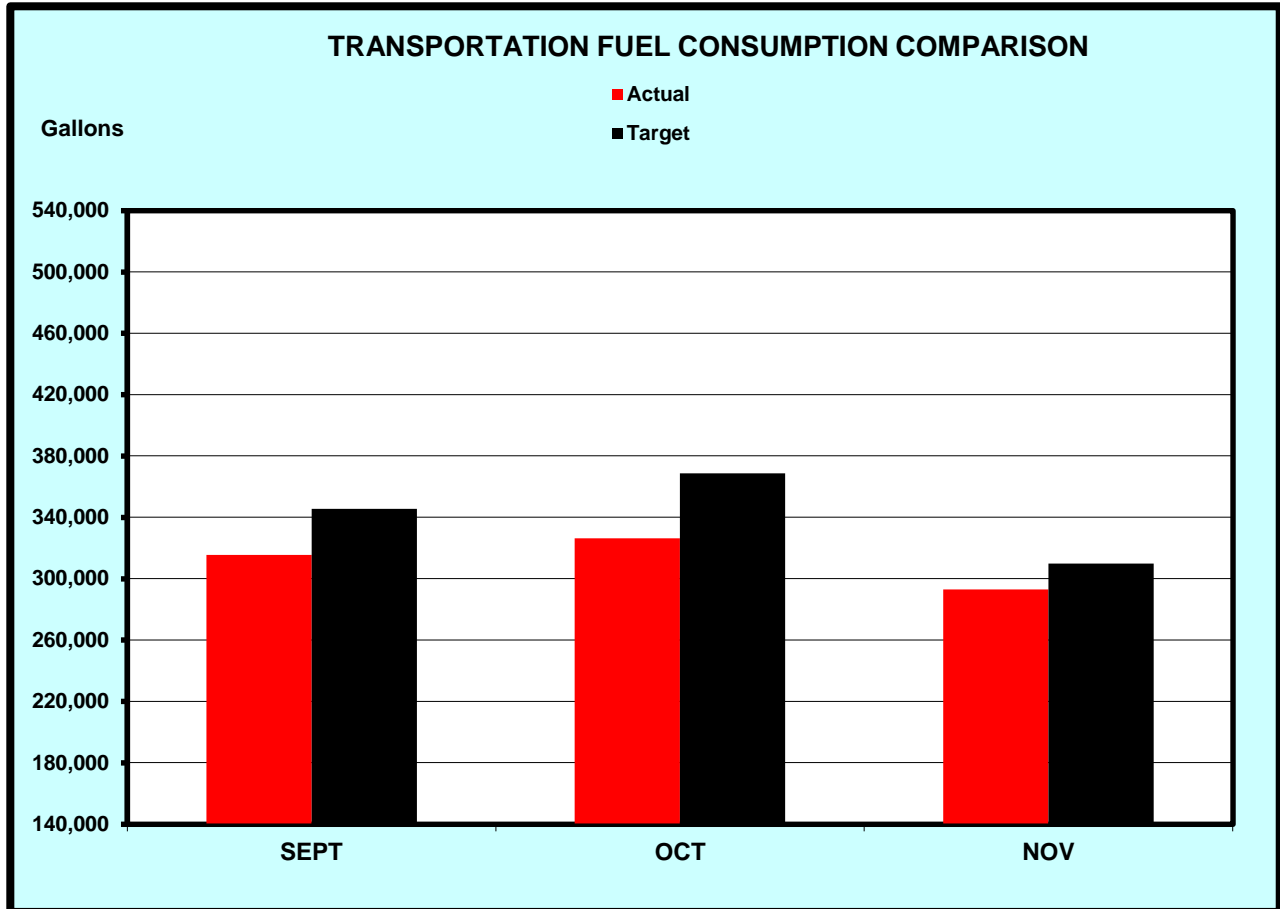
# Texas Department of Criminal Justice

## Transportation Fuel Consumption Update

Reporting Period: **September 1, 2020 to November 30, 2020**

<b>Transportation Fuel</b>			
	Gallons	Targets	Over (Under) Target
Sep	315,510	353,916	(38,406)
Oct	326,348	377,685	(51,337)
Nov	292,969	317,882	(24,913)
<b>1st Qtr</b>	<b>934,827</b>	<b>1,049,483</b>	<b>(114,656)</b>

*1<sup>st</sup> Qtr = 11% Below Target*





### **III. New Ideas**

#### **Electricity, Natural Gas and Water:**

WATER HEATERS - In addition to replacing equipment with comparable standards, consideration is given for substitute technologies, which are cost effective and more energy efficient. In situations when boilers or heat exchangers fail, 100-gallon capacity natural gas water heaters are utilized to replace existing equipment. When less volume or hot water is required on-demand natural gas water heaters can be used.

LIGHTING – Utilization of LED's for indoor and outdoor lighting for illuminating areas such as cells, administration, education areas, gymnasiums, parking lots, and high security locations are a significant part of all new lighting.

WATER CONSERVATION - Water is a valuable resource throughout the State of Texas. TDCJ is committed to sustainably managing this natural resource by means of engaging in a new conservation method to control and reduce water consumption. A water controlling application is newly incorporated into plumbing systems at several facilities.

#### **Transportation Fuel:**

The TDCJ will continue to prepare notices to the TDCJ departments making them aware of the recommendations of Executive Order RP-49. As an agency, our goal is to reduce consumption, which can be reached if we make the employee using the vehicle or equipment aware of the goal.

The TDCJ continues to upgrade the agency fleet through appropriations by the legislature. Purchases have targeted a mixture of compact and midsize cars that continue to replace much older and less fuel-efficient vehicles, resulting in overall improved fuel efficiency.

In addition, the agency has added vehicles to the fleet in targeted areas of the state in order to reduce spending on personal mileage claims. These additional vehicles will result in some offset to fuel efficiency measures but will result in additional overall fiscal efficiency.

**State Agency**  
**Energy Savings Program Quarterly Report**

**Date:** January 1, 2021

**Agency:** Texas Department of Criminal Justice

**Plan contact:** Ron Steffa, Chief Financial Officer

**Contact telephone number:** (936) 437-2107

**Contact e-mail address:** [ron.steffa@tdcj.texas.gov](mailto:ron.steffa@tdcj.texas.gov)

The electricity, natural gas, water and transportation fuel quarterly report for The Texas Department of Criminal Justice has been completed per Executive Order RP-49. The recommendations contained in the current 2019/2020 RP-49 supplement will continue to be implemented with specific responsibility for compliance charged to the agency Facilities Review Board. This report will be placed in a conspicuous place on the TDCJ WEB page per RP-49 instructions.

**Name:** Ron Steffa

**Title:** Chief Financial Officer, Texas Department of Criminal Justice

**Signature:** \_\_\_\_\_

**Phone Number:** (936) 437-2107

**E-mail address:** [ron.steffa@tdcj.texas.gov](mailto:ron.steffa@tdcj.texas.gov)